

Vanguard Russell 3000 Index Fund

Domestic stock fund | Institutional Shares

Fund facts

Risk level Low ← → High					Total net assets	Expense ratio as of 12/22/20	Ticker symbol	Turnover rate as of 08/31/20	Inception date	Fund number
1	2	3	4	5	\$1,051 MM	0.08%	VRTTX	7.6%	11/01/10	1854

Investment objective

Vanguard Russell 3000 Index Fund seeks to track the performance of a benchmark index that measures the investment return of the broad U.S. stock market.

Investment strategy

The fund employs a “passive management”—or indexing—investment approach designed to track the performance of the Russell 3000 Index, which represents approximately 98% of the U.S. equity market and comprises the largest 3,000 companies in the United States. The fund attempts to replicate the target index by investing all, or substantially all, of its assets in the stocks that make up the index, holding each stock in approximately the same proportion as its weighting in the index.

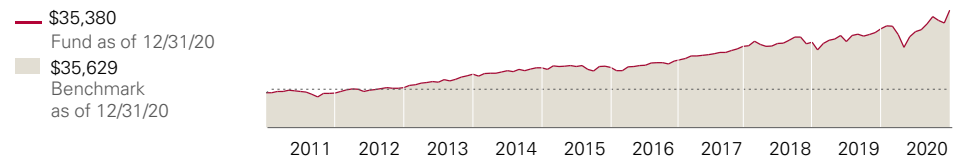
For the most up-to-date fund data, please scan the QR code below.



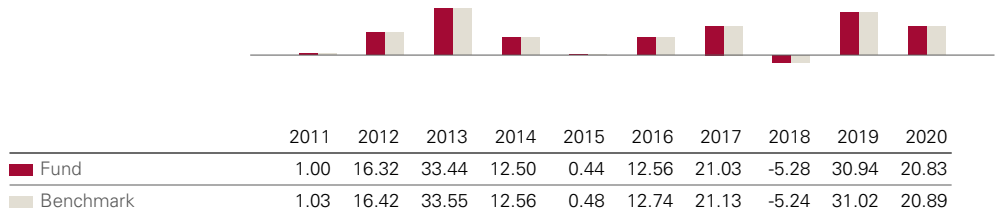
Benchmark

Russell 3000 Index

Growth of a \$10,000 investment : January 31, 2011 – December 31, 2020



Annual returns



Total returns

	Periods ended March 31, 2021					
	Quarter	Year to date	One year	Three years	Five years	Ten years
Fund	6.33%	6.33%	62.42%	17.05%	16.54%	13.71%
Benchmark	6.35%	6.35%	62.53%	17.12%	16.64%	13.79%

The performance data shown represent past performance, which is not a guarantee of future results. Investment returns and principal value will fluctuate, so investors' shares, when sold, may be worth more or less than their original cost. Current performance may be lower or higher than the performance data cited. For performance data current to the most recent month-end, visit our website at vanguard.com/performance.

Figures for periods of less than one year are cumulative returns. All other figures represent average annual returns. Performance figures include the reinvestment of all dividends and any capital gains distributions. All returns are net of expenses.

Vanguard Russell 3000 Index Fund

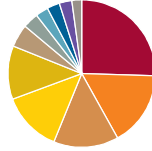
Domestic stock fund | Institutional Shares

Ten largest holdings*

1	Apple Inc.	
2	Microsoft Corp.	
3	Amazon.com Inc.	
4	Alphabet Inc.	
5	Facebook Inc.	
6	Tesla Inc.	
7	Berkshire Hathaway Inc.	
8	JPMorgan Chase & Co.	
9	Johnson & Johnson	
10	Visa Inc.	
Top 10 as % of total net assets		22.7%

* The holdings listed exclude any temporary cash investments and equity index products.

Sector Diversification



Technology	25.5%	Real Estate	3.4
Consumer Discretionary	16.4	Energy	2.8
Industrials	14.3	Utilities	2.8
Health Care	13.1	Telecommunications	2.7
Financials	11.8	Basic Materials	2.2
Consumer Staples	5.0	Other	0.0

Sector categories are based on the Industry Classification Benchmark system ("ICB"), except for the "Other" category (if applicable), which includes securities that have not been provided an ICB classification as of the effective reporting period. Beginning September 2020, FTSE Russell is enhancing the ICB structures to provide additional granularity from the industry through subsector levels. Please note that there may be differences in sector names and classifications as these changes are implemented across the industry through March 2021.

Connect with Vanguard® > [vanguard.com](https://www.vanguard.com)

Plain talk about risk

An investment in the fund could lose money over short or even long periods. You should expect the fund's share price and total return to fluctuate within a wide range, like the fluctuations of the overall stock market. The fund's performance could be hurt by:

Stock market risk: The chance that stock prices overall will decline. Stock markets tend to move in cycles, with periods of rising stock prices and periods of falling stock prices. The fund's target index may, at times, become focused in stocks of a particular sector, category, or group of companies.

Note on frequent trading restrictions

Frequent trading policies may apply to those funds offered as investment options within your plan. Please log on to [vanguard.com](https://www.vanguard.com) for your employer plans or contact Participant Services at 800-523-1188 for additional information.

The Russell Indexes and Russell® are registered trademarks of Russell Investments and have been licensed for use by The Vanguard Group, Inc. The products are not sponsored, endorsed, sold, or promoted by Russell Investments and Russell Investments makes no representation regarding the advisability of investing in the products.

For more information about Vanguard funds or to obtain a prospectus, see below for which situation is right for you.

If you receive your retirement plan statement from Vanguard or log on to Vanguard's website to view your plan, visit [vanguard.com](https://www.vanguard.com) or call **800-523-1188**.

If you receive your retirement plan statement from a service provider other than Vanguard or log on to a recordkeeper's website that is not Vanguard to view your plan, please call **855-402-2646**.

Visit [vanguard.com](https://www.vanguard.com) to obtain a prospectus or, if available, a summary prospectus. Investment objectives, risks, charges, expenses, and other important information about a fund are contained in the prospectus; read and consider it carefully before investing.

Financial advisor clients: For more information about Vanguard funds, contact your financial advisor to obtain a prospectus.

Investment Products: Not FDIC Insured • No Bank Guarantee • May Lose Value